

INTARSIO

FOR INTERIORS

LAMINATE TOP, WITH DECORATIVE SURFACE FINISH IN WOOD, PLAIN AND PATTERNED VARIANTS. EDGES IN MATCHING ABS OR METAL. CUSTOM INLAID DECORATIONS, WITH INSERTION OF METALLIC FINISH THREADS.



FaBeMa
FALEGNAMERIA BELLINI

Via dell'Artigianato 12
20835 Muggiò MB
039 2782103
www.fabema.it

MAXIMUM FORMAT mm. 1600 x 3000

INTARSIO

FOR INTERIORS

SQUARED




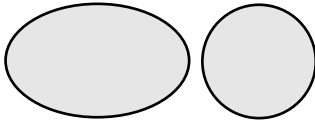
ROUNDED

MIN.RADIUS MM 40

MAX RADIUS MM 200



ELLITTICO
E TONDO



Edges in ABS with wood, plain, patterned and metal finish.
Metal inlay threads, drawing on drawing. (Straight lines only)

Antibacterial (on request)

Possible predisposition according to drawing with bushings for assembly

LAMINATED TOP + ABS EDGE CLEAR FIN.

THICKNESS: 20/24/27/30/40/50* (boxed)



BIANCO
FA0401



BIANCO
LUCIDO
FA9490



BIANCO
ULTRAMATT
FA0751



GRIGIO CH
FA1141




MAGNOLIA
FA2911

LAMINATED TOP + ABS EDGE DARK FIN.

THICKNESS: 20/24/27/30/40/50* (boxed)



ANTRACITE
FA0978



NERO FA3522



NERO LUCIDO
FA3522

LAMINATED TOP + ABS EDGE WOOD FIN.

THICKNESS: 20/24/27/30/40/50* (boxed)



NOCE FA0825



ROVERE 7
NODI FA3755



ROVERE NAT
TAGLIO SEGA
FA1001



ROVERE SB
FA1014



ROVERE TINTO
GRIGIO MEDIO
FA7144



ROVERE TINTO
GRIGIO
SCURO FA6544

LAMINATED TOP + ABS EDGE MATERIALS FIN.(MATERICI)

THICKNESS: 20/24/27/30/40/50* (boxed)



CEMENTO
FA7044



CORTEN
FA8934




FERRO FA9934

LAMINATED TOP + ABS EDGE GLOSSY MARBLE FIN.

THICKNESS: 20/24/27/30/40/50* (boxed)



FA0643



FA6743

LAMINATED TOP + ABS EDGE SOFT TOUCH FIN.

THICKNESS: 20/24/27/30/40/50* (boxed)



FA2047



FA3849



FA4767



FA5428



FA5849



FA7588



FA8328

ABS EDGES

METAL FINISHING



BRONZO
SPAZZOLATO



CROMO
LUCIDO



CROMO SATIN



OTTONE
LUCIDO



OTTONE SATIN



RAME SATIN



STEEL BLUE